

PRODUCT EDUCATION CATALOGUE



INDEX

BASICS OF COMPRESSED AIR 

QUICK COUPLINGS 

PIPING NETWORK 

EXTENSION HOSES AND HOSE 

AIR TOOLS 

AIR TREATMENT 



Why Prevost Academy?



Dear customers and partners,

It is with great pride that we are launching the Prevost Academy today. Our goal is to intensify our relationship with you by offering you a complementary product education service. We want to interest many customers around the world with high-quality product education programs. By training your salespeople, we want to help them become more comfortable promoting our products with confidence and expertise. Together, we will strengthen our collaboration and achieve our common goals.

Bertrand SOCQUET-CLERC

Business Head



It is with great joy that we present the Prevost Academy, a project that we have prepared with care and as a team. Our mission is to offer you product education that not only strengthens our relationships, but also allows you to increase your skills. Within our team, we have combined technical skills on our products and know-how in training, in order to provide you with the necessary tools to excel in the promotion of our products. Together, we will turn every interaction into an opportunity for success.

Peggy DULOU

Product Training Manager



Francois PARIS
Product Manager



Emmanuel MAKRIS
Product Manager



Carlo GATTI
Product Manager



Anne-lise ARBEZ
*Marketing
Communication
Manager*

THE + PREVOST

The trainers at the Prevost Academy are supported by a strong team of specialists both technically and in training.

The teaching materials are produced in close collaboration with our communication department.

This organization is a **guarantee of quality** for the training provided.



Summary




- **PREVOST ACADEMY'S TEAM OF TRAINERS**
- **PREVOST PRODUCT EDUCATION OFFERING**
- **TWO LEVELS OF TRAINING**
- **PRODUCT EDUCATION PROCESS**
- **TRAINING ROOM EQUIPMENT**
- **DEMO TRUCKS EQUIPMENT**
- **PRODUCT EDUCATION - BASIC LEVEL**
- **PRODUCT EDUCATION - EXPERT LEVEL**
- Presentation of the courses
- Details of the modules
- **TIPS & ADVICE**
- **RECOGNITION OF SKILLS BY PREVOST**
- **PRODUCT EDUCATION REQUEST**

Prevost Academy's team of trainers

TRAINERS



EXPERT TRAINERS



**Thierry
FURTER**

A globetrotting expert, a passionate professional, his field experience and technical skills in the field of compressed air as well as his empathy are at the service of the Prevost Academy.

Export Sector



**Maxime
CHIMENTO**

With more than ten years of experience in global markets, Maxime is adept at conducting in-depth training on Prevost products, focusing on compressed air optimization to improve industrial and manufacturing processes.

Export Sector



**Laurent
ROUSSAT**

With 25 years of experience at Prevost, Laurent will bring you his knowledge and technical knowledge in the field of compressed air in order to provide the best technical solutions.

France Sector



**Antonio
RAMOS MUNOZ**

Antonio who will train and advise you on Prevost products and in particular on energy savings.

Spain Sector



**Marco
CHIARENTIN**

Marco can help you choose the products you need thanks to his passion for compressed air products.

Italy Sector



Falk HAMPEL

A true compressed air professional with a passion for enthusing its customers, Falk will share its knowledge of Prevost products and will provide you with technical support.

Germany Sector



Benjamin NEUMANN

Benjamin is an experienced trainer since he has been required to train throughout his professional career. He has a very good knowledge of Prevost products and will be happy to share them with you.

Germany Sector



Keith MILES

Keith has a very good grasp of Prevost products and is excited to share his knowledge with you. He has extensive experience as a trainer.

UK Sector



Richard MAULKINSON

Richard, has extensive knowledge and skills to pass on. There is no doubt that, beyond the technical enrichment of our products, you will also enjoy a pleasant moment in his presence during the training sessions.

UK Sector



Austin HENSLEY

Austin has a good experience at Prevost and a thorough knowledge of Prevost products. He will be happy to share them with you.

US Sector



Jayson SCHOFIELD

Jayson has a good grasp of the compressed air world thanks to his field experience. He is excited to share his knowledge with you.

US Sector



Tracey COUSINS

Tracey has more than 17 years of experience in the industrial sector, in mechanics, electricity and plumbing as well as in energy consulting. Tracey is looking forward to sharing industry expertise and best practices in the compressed air market.

US Sector

Prevost **product** **education offering**

3 LEARNING MODES:



FACE-TO-FACE IN THE CLASSROOM, ON YOUR PREMISES

Our trainers have the possibility to come to your premises


- + Allows you to limit the travel of your teams
- + Face-to-face training for more interactivity
- Limits practice



FACE-TO-FACE IN THE TRAINING ROOM, AT OUR PREMISES

We would be happy to welcome you to our training rooms

- + Allows you to discover our showroom
- + Allows more practice to be introduced into the training
- Generates travel for your teams



SYNCHRONOUS DISTANCE LEARNING

We also offer videoconferencing sparingly

- + Allows you to limit the travel of your teams
- Difficult practice



Tailor-made training

Let's build together a training system adapted to your needs.

Two levels of training are available to you:



**Fundamental
Level**



**Expert
Level**

Possibility of mixing learning modes for the expert level.



Individual support

Learners are followed by a trainer throughout their course. They can interact in order to promote their skills development.



Learning through practical training

The contributions to Prevost products are embellished, according to the learning methods chosen, animation, practical sessions (assembly, adjustment), which promotes assimilation.

Two levels of training



Level 1 Fundamental

Managed by
the sales area
manager
of your account

More than
50 trainers

Product Overview

Face-to-face: The technical sales
representative of your sector comes
to your premises

Certificate of attendance



Level 2 Expert

Managed by
an expert trainer
from Prevost
Academy

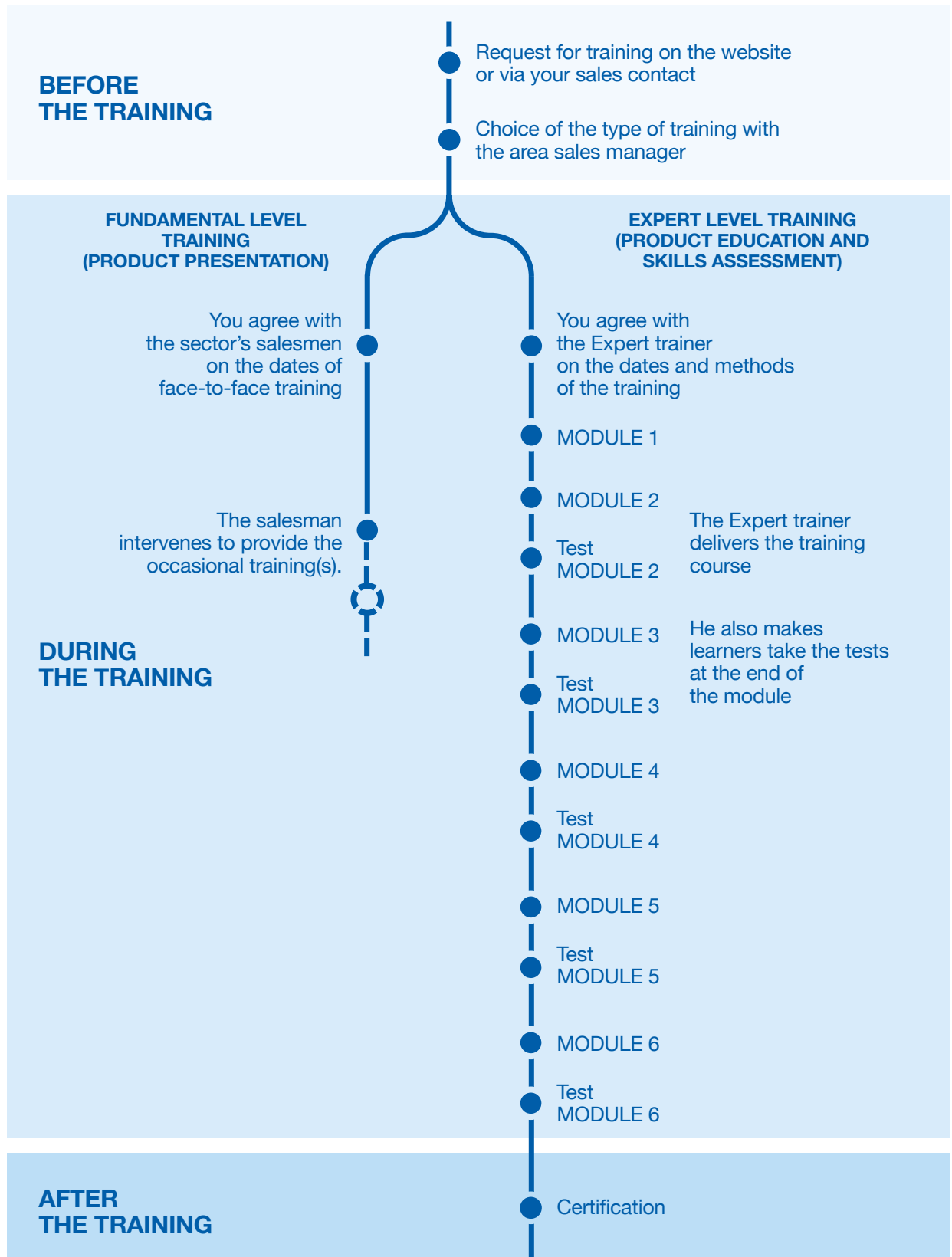
12 expert
trainers

Product Learning Path

Face-to-face at your premises,
face-to-face at Prevost's premises,
by videoconference

Certificate of completion

Product education process



Training room equipment

THREE FULL EQUIPPED TRAINING ROOMS OF OUR PRODUCTS




Annecy, France



Darwen, UK



Greenville, South Carolina, USA



Demo Trucks

equipment

FOUR DEMO TRUCKS



UK & Ireland



Spain



Germany



USA



Fundamental product education level



Fundamental

product education

courses

We have developed 5 product education courses that aim to introduce you to the essential characteristics of Prevost products.



prevoS1 quick couplings

Presentation of our PrevoS1 coupling range and its essential technical characteristics

 2h

 300 \$



PREVOST PIPING SYSTEM network

Presentation of our Prevost Piping System range of networks: Aluminum fittings and tubes, the CC Concept, the pneumatically operated valve, the PPS SQ, the certifications

 2h

 300 \$



Extension hoses and hose reels

Presentation of PU and PA flexible hoses, PVC, rubber and our range of hose reels

 2h

 300 \$



Air tools

Introducing our range of blow guns and key pneumatic tools

 2h

 300 \$



Air treatment

Introducing our sub-micron filtration and FRL ranges

 2h

 300 \$

Expert product education level





Presentation of the courses and details of the modules



Product education courses

Goals :

- Become an expert on Prevost products for your sector
- Gain credibility with your customers by obtaining recognition of your skills from Prevost

		The different product education courses			
Modules	Themes				
Basics of Compressed Air	Air and pressure	●	●	●	
	The flow rate	●	●	●	
	The flow regime	●	●	●	
	Threads in compressed air equipment	●	●	●	
	Compressors	●	●	●	
Quick couplings	PrevoS1 couplers	●	●	●	●
	Other quick couplers	●	●	●	
Piping network	The PPS range	●	●	●	●
	The CC Concept	●	●	●	●
	The pneumatically operated valves	●	●	●	●
	Workstation Equipment: PPS SQ	●	●	●	●
Hose extensions and hose reels	PU and PA hoses			●	●
	Spiral hoses	●	●	●	●
	Rubber & PVC hoses	●	●	●	●
	Hose reels	●	●	●	●
Air tools	Blow guns	●	●	●	
	Tyre inflators	●			
	Sprayers	●	●		
	Pneumatic tools	●	●	●	
Air treatment	Cyclone Separators	●	●	●	●
	The sub-micron filtration	●	●	●	●
	The FRL filtration	●	●	●	●



Treated



Treated in more or less depth depending on the need

Not covered

« Automotive » course



 4 days

 \$ 2100

Module information

MODULE N°1

Basics of compressed air

- Air and pressure
- The flow rate
- The flow regime
- Threads in compressed air equipment
- Compressors

MODULE N°2

Quick couplings

- Prevost S1 couplers
- Other couplers that can be used in this sector of activity

MODULE N°3

Piping network

- The PPS range
- The CC Concept
- The pneumatically operated valves
- Workstation Equipment: PPS SQ

MODULE N°4

Hose extension and hose reels

- Spiral hoses
- Rubber & PVC hoses
- Hose reels

MODULE N°5

Air tools

- Blow guns
- Tyre inflators
- Spayers
- Pneumatic tools

MODULE N°6

Air treatment

- Introduction to air treatment
- Cyclone separators
- The sub-micron filtration
- The FRL filtration

« Construction »

course



 4 days

 \$ 2100

Module information

MODULE N°1

Basics of compressed air

- Air and pressure
- The flow rate
- The flow regime
- Threads in compressed air equipment
- Compressors

MODULE N°2

Quick couplings

- Prevost S1 couplers
- Other couplers that can be used in this sector of activity

MODULE N°3

Piping network

- The PPS range
- The CC Concept
- The pneumatically operated valves
- Workstation Equipment: PPS SQ

MODULE N°4

Hose extension and hose reels

- Spiral hoses
- Rubber & PVC hoses
- Hose reels

MODULE N°5

Air tools

- Blow guns
- Spayers
- Pneumatic tools

MODULE N°6

Air treatment

- Introduction to air treatment
- Cyclone separators
- The sub-micron filtration
- The FRL filtration

« Industrial »

course



 4 days

 \$ 2100

Module information

MODULE N°1

Basics of compressed air

- Air and pressure
- The flow rate
- The flow regime
- Threads in compressed air equipment
- Compressors

MODULE N°2

Quick couplings

- Prevost S1 couplers
- Other couplers that can be used in this sector of activity

MODULE N°3

Piping network

- The PPS range
- The CC Concept
- The pneumatically operated valves
- Workstation Equipment: PPS SQ

MODULE N°4

Hose extension and hose reels

- Spiral hoses
- PU and PA hoses
- Rubber & PVC hoses
- Hose reels

MODULE N°5

Air tools

- Blow guns
- Pneumatic tools

MODULE N°6

Air treatment

- Introduction to air treatment
- Cyclone separators
- The sub-micron filtration
- The FRL filtration

« Compressed Air Specialist » course



 **3 days**

 **\$ 1500**

Module information

MODULE N°1 **Quick couplings**

- Prevost S1 couplers

MODULE N°2 **Piping network**

- The PPS range
- The CC Concept
- The pneumatically operated valves
- Workstation Equipment: PPS SQ

MODULE N°3 **Hose extension and hose reels**

- PU and PA hoses
- Spiral hoses
- Rubber & PVC hoses
- Hose reels

MODULE N°4 **Air treatment**

- Introduction to air treatment
- Cyclone separators
- The sub-micron filtration
- The FRL filtration

Module details



Compressed air bases

Objectives

Air and pressure

- Understanding Pressure and Compressed Air
- Differentiating between absolute and relative pressure
- How to measure pressure: device, units
- Working on unit changes

The flow rate

- Understanding Throughput
- Know the most common units of flow measurement
- Practice unit changes
- Have notions about the consumption (in air flow) of pneumatic tools
- Knowing how to convert the m³/h of a compressor into kW and HP

Flow regimes

- Be aware of flow regimes: laminar, turbulent and recommended speeds

Threads of compressed air equipment

- Appropriate the vocabulary: threading, tapping
- Know the different types of threads: BSP, NPT and their geographical distribution
- Have a basic understanding of metric and imperial units

Compressors

- Have knowledge about the different compressor technologies: screws, pistons, pallets, etc.
- Be able to set the flow rate of a compressor according to its power

Technical and training methods

- Exposed
- Exchange
- Putting into practice



Assessment methods

No Prevost test on this part



2h

Module details



Quick couplings

Objectives

Prevost S1 couplers

- Have some knowledge of the history of couplers
- Be aware of the problems of leakage of poor quality couplers
- Know the characteristics of Prevost S1 couplers:
 - one-push,
 - anti whiplash,
 - resistant
 - anti-scratch,
 - static
 - compatible ATEX...
- Understand the internal operating principle:
 - valve
 - optimized pressure drop,
 - depressurization
- Becoming aware of the different connection profiles
- Know the different configurations of couplers
- Certifications

Other couplers

- Know the characteristics of Metal, Prolac and Proxi couplers

Technical and training methods

- Exposed
- Exchange
- Animations
- Putting into practice

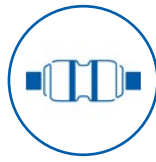


Assessment methods

Couplers Quiz



Module details



Piping network

Objectives

• The PPS range

- Know the basic rules to be followed for the construction of a network: loop, additional tank, shut-off valves, gooseneck downspout, condensate management
- Identify the different network configuration alternatives: branched, grid, satellite, recommended location, diameter, by-pass, colour
- Know the different materials available for compressed air networks
- Know the characteristics of PPS: tube, fitting, applique, flange...
- Be aware of the different possible equipment: downpipe, valve, drain, plate, support, etc
- Know the specifics of the 100 and 160 diameter
- Know how to set up a PPS network
- Have notions on the use of PPS for applications in vacuum and using Nitrogen

The CC Concept

- Know the characteristics of the CC Concept: fittings, flange, clamp, valve, gasket...

The pneumatically operated valve

- Know the characteristics of the pneumatically operated valve
- Identify the different assembly possibilities

Workstation Equipment: PPS SQ

- Know the characteristics of PPS SQ: tubes, fittings and equipment
- Knowing how to mount the PPS SQ network on a workstation: union, tee, connection on round profile
- Know how to assemble the equipment necessary for the substation on the PPS SQ network: FRL, pneumatic tool supply

Certifications

- Identify the different certifications of the PPS range

Technical and training methods

- Exposed
- Exchange
- Animations
- Putting into practice



Assessment methods

PPS Network Quiz

 1 1/2 days

Module details



Hose extensions and hose reels

Objectives

PU and PA hoses

- Know and understand the variety of the range in terms of colour, length and diameter
- Distinguishing between PU ester, PU ether, PA materials and associated uses
- Have notions about the radius of curvature and hardness

Spiral hoses

- Know the characteristics of spiral hoses

Rubber & PVC hoses

- Distinguish the characteristics of AIRCA, DIFLEX, STOFLEX, SURFELEX, FLEXAIR hoses and associated applications
- Know the possible connection options with lug collar, ECP protector, hose tail junction, SW joint
- Get to know the range of extension hoses
- Appropriate the references of hoses and extension hoses

Hose reels

- Understand the interest of a hose reel
- Know the characteristics of the hose reels: use, open/closed housing, supply hose and connection, hose and integrated coupling...
- Know the specificities: progressive return, ATEX...
- Be aware of the durability of our hose reels (after-sales service, spare parts)
- Identify the mounting plates associated with hose reels

Technical and training methods

- Exposed
- Exchange
- Animations
- Putting into practice



Assessment methods

Quiz on the topic of «Hoses and hose reels»

 1/2 day



Air tools

Objectives

Blow guns

- Know the advantages of the PrevoS1 and 27202 ranges
- Distinguishing the different types of nozzles of blow guns

Tyre inflators

- Know the inflator family

Sprayers

- Know the different categories of paint guns and their applications
- Know the different categories of spraying tools for different cleaning applications

Pneumatic tools

- Understand the working principle of a pneumatic tool: generation of rotor rotation, mechanism with hammer
- Learn about the concept of tightening torque
- Know the different categories of pneumatic tools and their applications

Technical and training methods

- Exposed
- Exchange
- Animations



Assessment methods

Highlight the characteristics of products

 1/2 day

Module details



Air treatment

Objectives

Introduction to Air Treatment

- Understand the value of air treatment

Cyclone separators

- Understanding how the separator works
- Know the associated accessories: fasteners, purges
- Size the separator using the correction coefficients

The sub-micron filtration

- Understand the working principle of micron filtration and the characteristics of micron filter cartridges
- Understand the working principle of sub-micron filtration and the characteristics of sub-micron filter cartridges
- Understand the working principle of activated carbon filtration and the characteristics of activated carbon filter cartridges
- Learn about the accessories of the MicroAir range: clogging indicator, assembly collar, fixing bracket, drain, cartridge
- Understand ISO 8573-1 and the filtration classes
- Sizing filters using correction factors
- Choose the most relevant installation configuration according to your needs

Technical and training methods

- Exposed
- Exchange
- Animations
- Putting into practice



Assessment methods

Highlight the technical elements of one of the product ranges

Module details (continued)



Air treatment

Objectives (continued)

The FRL range

- Presentation of the different FRL Prevost filtration and Alto ranges
- Know the specifications of the Prevost filtration range: connection, technical specifications, compliance, material
- Know the characteristics of filters
- Know how to use the «Flow-Pressure Drop» curves
- Understanding how the filter works
- Be aware of the value of regulation
- Know the characteristics of regulators
- Understanding how the regulator works
- Knowing how to use «Flow-Pressure» curves
- Understanding the value of lubrication
- Know the characteristics of lubricators
- Understanding how the lubricator works
- Be aware of the different combinations of this modular range

Technical and training methods

- Exposed
- Exchange
- Animations
- Putting into practice



Assessment methods

Highlight the
technical elements
of one of the
product ranges

 1 day

Recognition of skills by Prevost



Following the «Fundamental» level product education courses at the Prevost Academy, learners can request a product education certificate



Thanks to the Prevost Academy's «Expert» product education course, we can train our customers but also evaluate the skills acquired. Thus, a badge system will attest to the mastery of Prevost products by theme.

These badges can be obtained following an evaluation carried out at the end of the training as long as the learner meets the success criteria.



Tips & Advice

It is not necessary to do the **fundamental level** product education before doing the **expert level** product education because the content of the fundamental level is included in the expert level.

During the product education course at the expert level, the training methods to be preferred are **face-to-face training** which allows more interactivity and practice.

We would be delighted **to welcome you** to one of our training rooms, especially for the product education course at expert level.

These rooms are equipped to facilitate the handling of products and also serve as a **showroom** to best present our product portfolio.

Product education request

From this product education catalog, you can make a product education request using the QR code or link below

<https://www.prevostusa.com/product-training>



I specify my need

I am interested in the level:



I specify the product education courses that interest me:

- ☐  **prevoS quick couplings**
- ☐  **PREVOST PIPING SYSTEM network**
- ☐  **Extension hoses and hose reels**
- ☐  **Air tools**
- ☐  **Air treatment**



I specify the type of product education courses that interest me:



And the learning methods envisaged:

- ☐  In our premises
- ☐  In your premises
- ☐  by videoconference

Number of people to be trained:

You can attach this page to your online training request



Prevost CORP

1200 Woodruff Rd. Unit A2

Greenville, SC 29607 - USA

Tel. +1 (800) 845-7220

sales.corp@prevostusa.com - www.prevostusa.com

100088609



DOC TRAIN25US 

Simplified joint stock company (SAS) with registered capital of 1,840,000 euros - Annecy
Trade and Companies Register No. B 313195026 - SIRET No. 313 195 026 00072

This document may not be deemed contractually binding.
We reserve the right to change product specifications without notice.
Published by PREVOST - June 2025 - Printed in France